

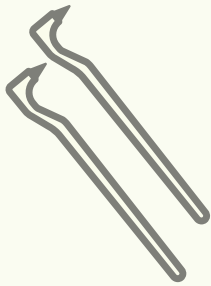
Removing a tick safely

Print our step-by-step guide and keep it handy



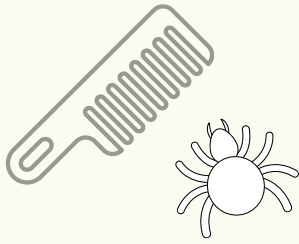
ONE

NEVER poke, prod, or cover a tick in vaseline to suffocate it. The tick needs to come out in one piece.




TWO

You will need a specially designed tick removal tool - you can buy a 2-pack from most vets, pet stores, and some online retailers.




THREE

Once you have located the tick, part the surrounding fur.



FOUR

Hook the tool under the tick as close to your pet's skin as possible.



FIVE

Twist the tick whilst pulling, and ease it out.



SIX

Check there's no part of the tick stuck in your dog.



SEVEN

Dispose of the tick to stop it jumping onto your pet again, or you.

